



EZ Way, Inc.

*"Your Total Patient
Lift Solution"*

Comfortline II

The Wellness Bath. Functional – Practical – Easy to Use.



Comfortline II - Wellness Bath

The EZ Comfortline II is a free-standing, height-adjustable bathtub designed for a satisfying and relaxed bathing experience. Used in conjunction with the EZ Mobile Bath Lift System, the Comfortline is easily accessible from either side or the head end of the bathtub. Attendants will benefit from the Comfortline's ergonomic design and efficient bathing cycle. Simple installation of the Comfortline allows it to be positioned in almost any central bathing area.

Controls have been designed with simplicity in mind, and the smooth design makes it easy to clean and maintain.

More than just bathing – the Comfortline II provides superior bathing experiences.

The pleasingly simple design provides a more traditional visual approach to bathing, yet it is available with options that can offer the resident a soothing bathing experience.

Includes:

- Cleaning/disinfection system
- Air spa system with integrated jets at bottom of tub

Wellness Options

- Autofill with 2 different pre-set levels
- LED Color Light System with light that changes the water into different colors
- Music, sound wave system - An integrated MP3 player with a smart card module and eight speakers


Also Available

- **Ecoline** - A competitively-priced alternative fixed-height bathtub



Adjustable Air Spa

Air bubbles from twelve integrated jets stimulate blood circulation and provide a calming environment for relaxation. An improved disinfecting process.



LED Color Light System

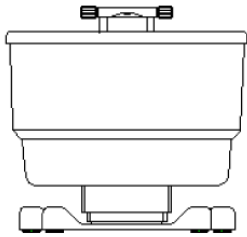
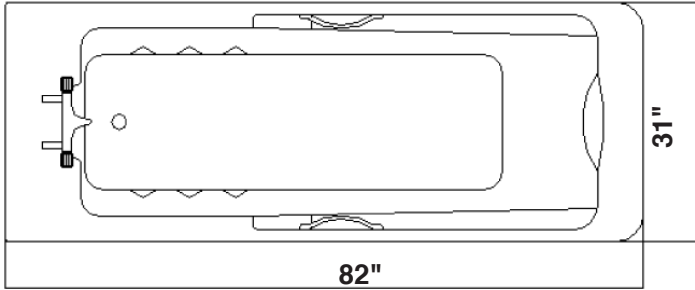

The Comfortline's underwater lighting system can be adjusted to project different wavelengths of color, providing a soothing effect that creates a pleasant bathing experience.



Music Sound Wave System

Integrated MP3 player with smart card module and eight speakers provide a relaxing musical mood enhancing environment for the resident. MP3 files can be uploaded to the Comfortline, whether it is therapeutic music, relaxing sounds from nature, or a resident's favorite piece.

"Your Total Patient Lift Solution"



Features

- Innovative and attractive design
- Easy to operate and learn
- Easy access to the bathtub from three sides
- Compact design for easy placement
- Ergonomic tub shape
- Easy to clean and maintain
- Suitable for mobile transfers (EZ Mobile Bath Lift System is recommended)
- Detached, no wall or floor fixing

Standard Equipment:

- Actuators for height adjustment
- Thermostatic mixer with temperature limit
- Hand shower with long hose
- Overflow control and pop-up drainage including drainage hose
- High-quality bathtub with side covers of reinforced fiber glass
- White as standard color
- Two chrome grab handles
- Foot support, adjustable in three positions and removable
- Reinforced hoses for water installation
- Two wide stainless steel legs with adjustable feet

When integrated with the **EZ Mobile Bath Lift System**, the system provides a safe moving and handling experience for both resident and attendant. During the bathing cycle, the resident never leaves the comfort and security of the chair or stretcher.



Length	82"
Width	31"
Lift Speed	0.3"/second
Operating Height Range	26" - 40"
Power Supply	230 V, 50 Hz, 10 A / 110 V, 60 Hz
Overall Weight (Empty)	220 lbs.
Working Load Limit	330 lbs.
Water Volume	48 gallons